

Instruction number
VICA-1x2_V1
Release date
12.03.2025



	<b>VICA</b> 1x2 car 15 PANELS	<b>MANUAL</b>	<b>WIND 28 m/s</b> <b>SNOW 1,6 kN/m<sup>2</sup></b>	Instruction number
				VICA-1x2_V1
				Release date
				12.03.2025

## UK

### Technical Information:

Average wind speed: 26 m/s

Snow load: 1.6 kN/m<sup>2</sup>

### Important:

Before assembly, verify that the construction meets local requirements, considering environmental exposure specific to the location. Consultation with a licensed structural engineer is required

## PL

### Informacje techniczne:

Średnia prędkość wiatru: 26 m/s

Obciążenie śniegiem: 1,6 kN/m<sup>2</sup>

### Ważne:

Przed montażem należy sprawdzić, czy konstrukcja spełnia wymagania lokalne, uwzględniając ekspozycję na warunki środowiskowe w danej lokalizacji. Wymagana konsultacja z uprawnionym projektantem budowlanym.

## DE

### Technische Informationen:

Durchschnittliche Windgeschwindigkeit: 26 m/s

Schneelast: 1,6 kN/m<sup>2</sup>

### Wichtig:

Vor der Montage ist zu prüfen, ob die Konstruktion die örtlichen Anforderungen erfüllt, wobei die Umwelteinflüsse am jeweiligen Standort zu berücksichtigen sind. Eine Beratung durch einen zugelassenen Bauingenieur ist erforderlich.

## FR

### Informations techniques:

Vitesse moyenne du vent : 26 m/s

Charge de neige : 1,6 kN/m<sup>2</sup>

### Important

Avant le montage, vérifiez que la construction répond aux exigences locales, en tenant compte de l'exposition aux conditions environnementales spécifiques à l'emplacement. Une consultation avec un ingénieur en structure agréé est requise.

## IT

### Informazioni tecniche:

Velocità media del vento: 26 m/s

Carico neve: 1,6 kN/m<sup>2</sup>

### Importante:

Prima del montaggio, verificare che la struttura soddisfi i requisiti locali, tenendo conto dell'esposizione alle condizioni ambientali specifiche della posizione. È richiesta la consulenza di un ingegnere strutturale autorizzato.

## CS

### Technické informace:

Průměrná rychlost větru: 26 m/s

Sněhové zatížení: 1,6 kN/m<sup>2</sup>

### Důležité:

Před montáží zkontrolujte, zda konstrukce splňuje místní požadavky s ohledem na vystavení konkrétním environmentálním podmínkám v dané lokalitě. Je vyžadována konzultace s autorizovaným stavebním inženýrem.

## SK

### Technické informácie:

Priemerná rýchlosť vetra: 26 m/s

Zaťaženie snehom: 1,6 kN/m<sup>2</sup>

### Dôležité:

Pred montážou skontrolujte, či konštrukcia spĺňa miestne požiadavky, pričom zohľadnite vystavenie špecifickým environmentálnym podmienkam danej lokality. Je potrebná konzultácia s autorizovaným stavebným inžinierom.

	<b>VICA</b> 1x2 car 15 PANELS	<b>MANUAL</b>	<b>WIND 28 m/s</b> <b>SNOW 1,6 kN/m<sup>2</sup></b>	Instruction number
				VICA-1x2_V1
				Release date
				12.03.2025

## ES

### Información técnica:

Velocidad media del viento: 26 m/s

Carga de nieve: 1,6 kN/m<sup>2</sup>

### Importante:

Antes del montaje, verifique que la construcción cumpla con los requisitos locales, teniendo en cuenta la exposición a las condiciones ambientales específicas de la ubicación. Se requiere la consulta con un ingeniero estructural autorizado.

## PT

### Informações técnicas:

Velocidade média do vento: 26 m/s

Carga de neve: 1,6 kN/m<sup>2</sup>

### Importante:

Antes da montagem, verifique se a estrutura atende aos requisitos locais, considerando a exposição às condições ambientais específicas do local. É necessária a consulta com um engenheiro estrutural licenciado.

## RO

### Informații tehnice:

Viteza medie a vântului: 26 m/s

Încărcare de zăpadă: 1,6 kN/m<sup>2</sup>

### Important:

Înainte de montaj, verificați dacă structura îndeplinește cerințele locale, luând în considerare expunerea la condițiile de mediu specifice locației. Este necesară consultarea unui inginer constructor autorizat.

## NL

### Technische informatie:

Gemiddelde windsnelheid: 26 m/s

Sneeuwbelasting: 1,6 kN/m<sup>2</sup>

### Belangrijk:

Controleer vóór de montage of de constructie voldoet aan de lokale vereisten, rekening houdend met de blootstelling aan specifieke omgevingsomstandigheden op de locatie. Overleg met een erkende bouwkundig ingenieur is vereist.

## SV

### Teknisk information:

Genomsnittlig vindhastighet: 26 m/s

Snölast: 1,6 kN/m<sup>2</sup>

### Viktigt:

Innan montering, kontrollera att konstruktionen uppfyller lokala krav med hänsyn till exponering för miljöförhållanden på platsen. Rådgör med en behörig byggnadsingenjör.

## HU

### Műszaki információk:

Átlagos szélesség: 26 m/s

Hóterhelés: 1,6 kN/m<sup>2</sup>

### Fontos:

A szerelés előtt ellenőrizze, hogy a szerkezet megfelel-e a helyi követelményeknek, figyelembe véve a helyi környezeti feltételeket. Konzultáció egy engedéllyel rendelkező építési mérnökkel szükséges.

## EL

### Τεχνικές πληροφορίες:

Μέση ταχύτητα ανέμου: 26 m/s

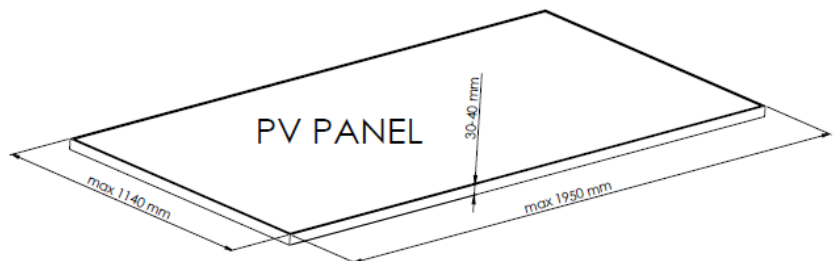
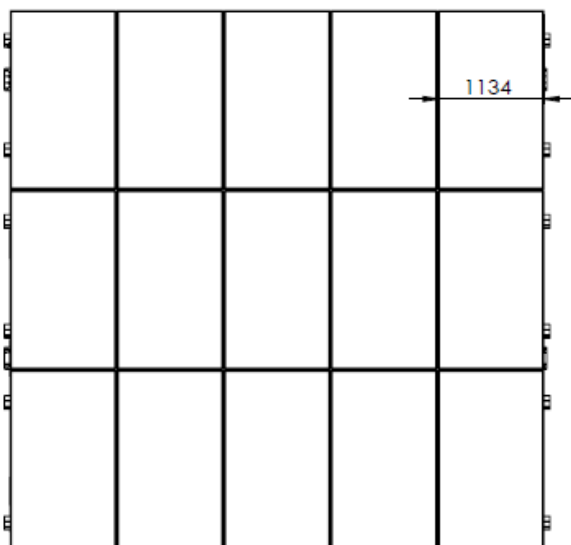
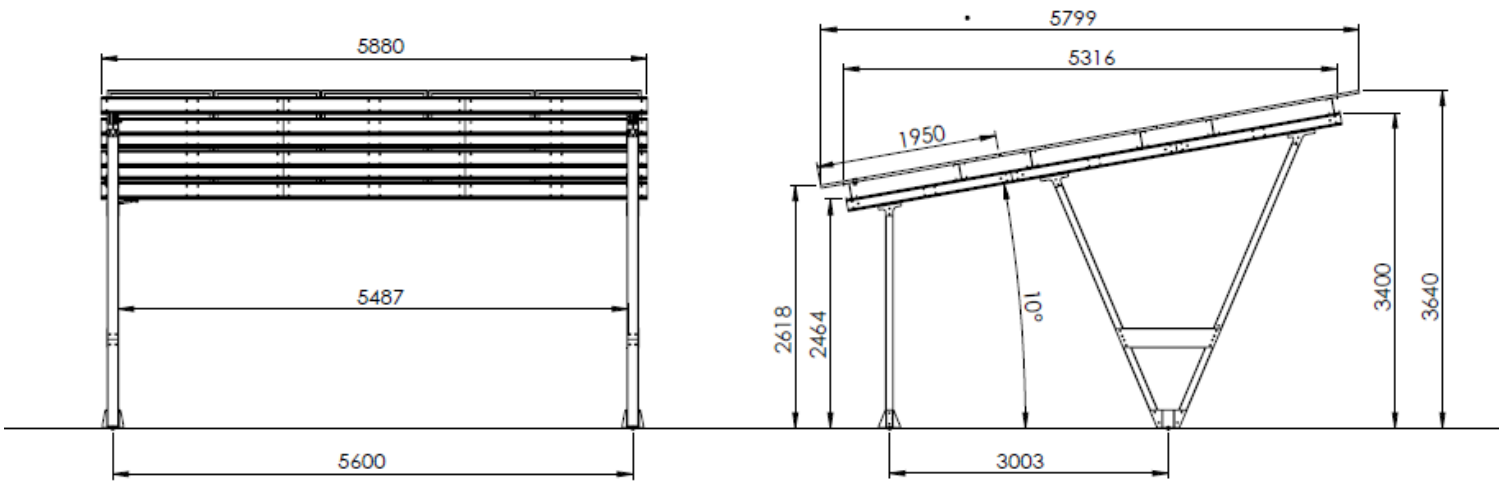
Φορτίο χιονιού: 1,6 kN/m<sup>2</sup>

### Σημαντικό:

Πριν από τη συναρμολόγηση, βεβαιωθείτε ότι η κατασκευή πληροί τις τοπικές απαιτήσεις, λαμβάνοντας υπόψη την έκθεση στις περιβαλλοντικές συνθήκες της συγκεκριμένης τοποθεσίας. Απαιτείται διαβούλευση με εξουσιοδοτημένο πολιτικό μηχανικό.

Instruction number
VICA-1x2_V1
Release date
12.03.2025

# STEP 1



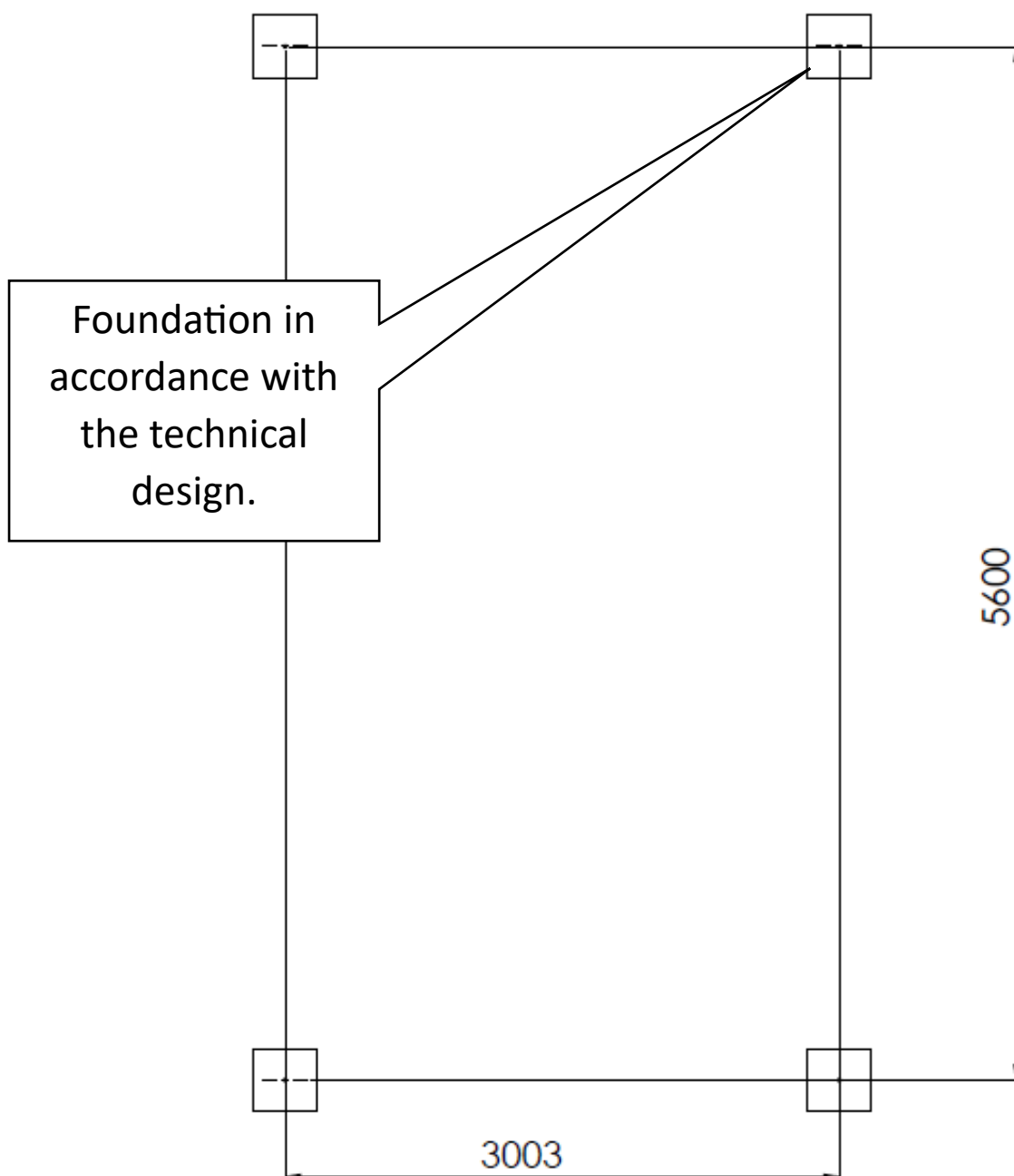
	<b>VICA</b> 1x2 car 15 PANELS	<b>MANUAL</b>	<b>WIND 28 m/s</b> <b>SNOW 1,6 kN/m<sup>2</sup></b>	Instruction number
				VICA-1x2_V1
				Release date
				12.03.2025


## STEP2



Foundation construction manual.

Concrete of class B20/25



	<b>VICA</b> 1x2 car 15 PANELS	<b>MANUAL</b>	<b>WIND 28 m/s</b> <b>SNOW 1,6 kN/m<sup>2</sup></b>	Instruction number
				VICA-1x2_V1
				Release date
				12.03.2025


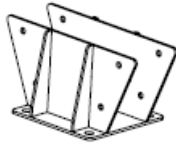
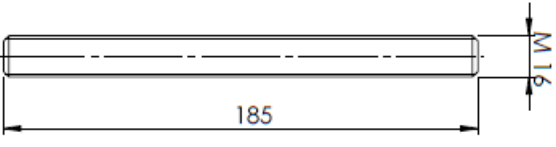



## STEP 3



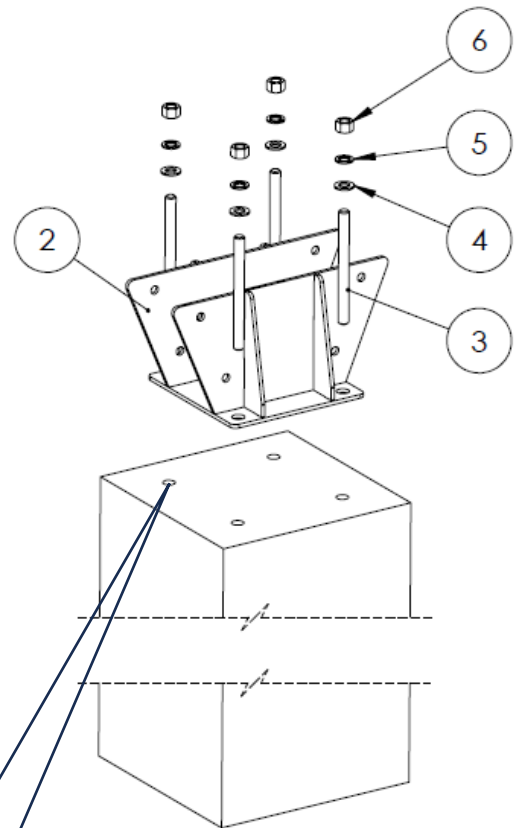
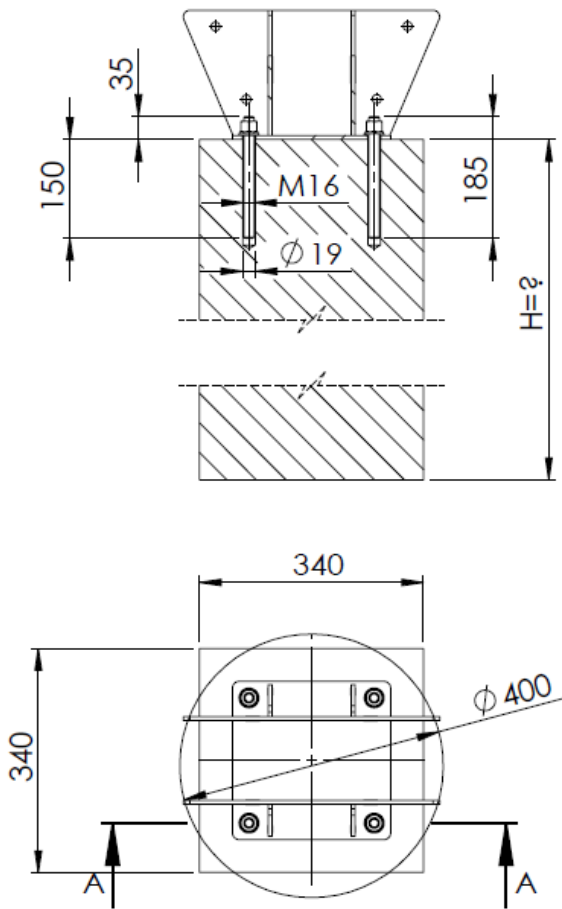
A 24 mm



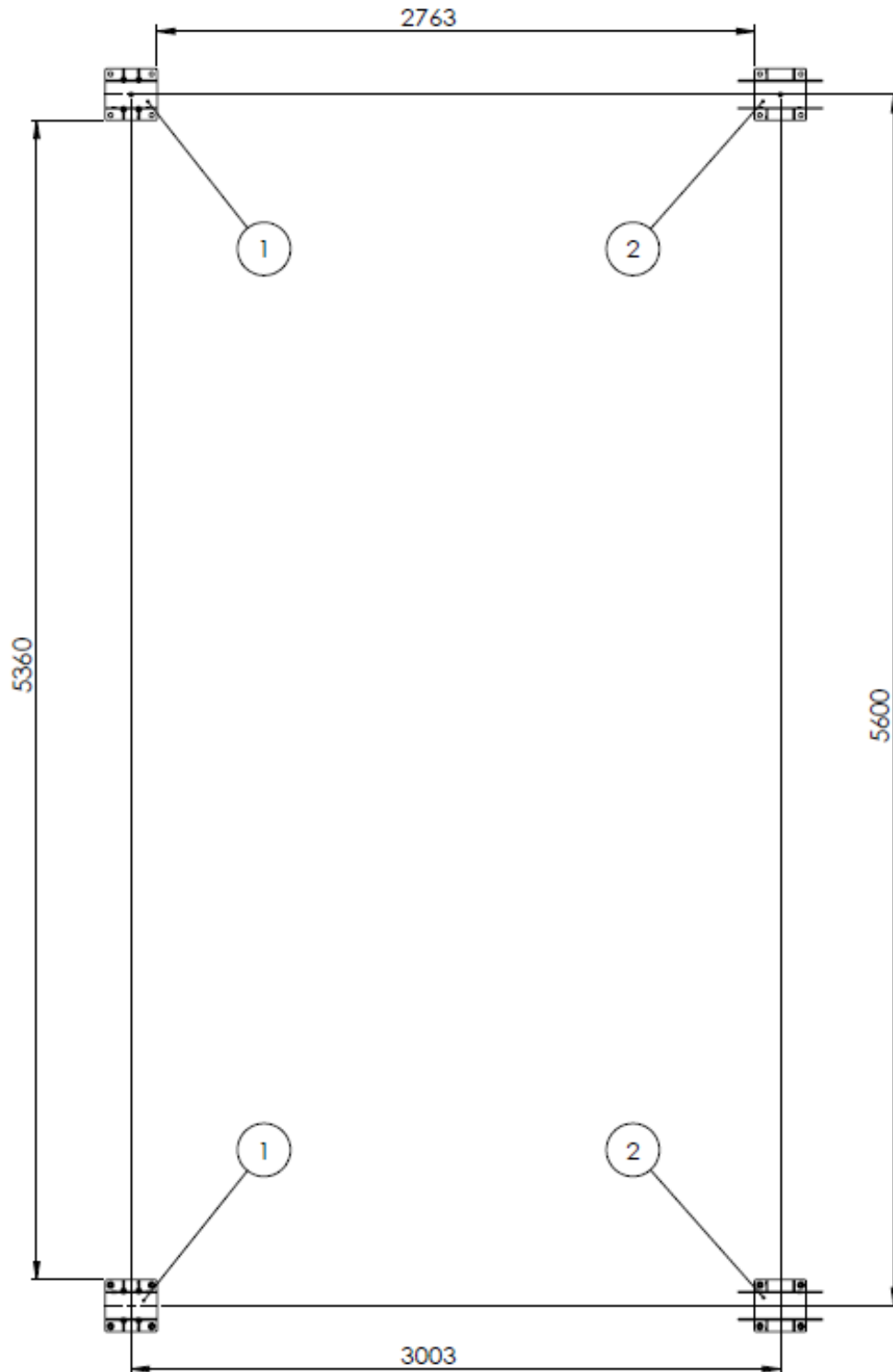
r-ker-II RAWLPLUG

1	CAR_IV_ST01		<b>Not included in the standard set</b>
2	CAR_IV_ST02		
3	Threaded rod M16x185 8.8		
4	DIN 125 A17		
5	DIN 127 M16		
6	DIN 934 M16		

Instruction number
VICA-1x2_V1
Release date
12.03.2025



Instruction number
VICA-1x2_V1
Release date
12.03.2025





Instruction number
VICA-1x2_V1
Release date
12.03.2025

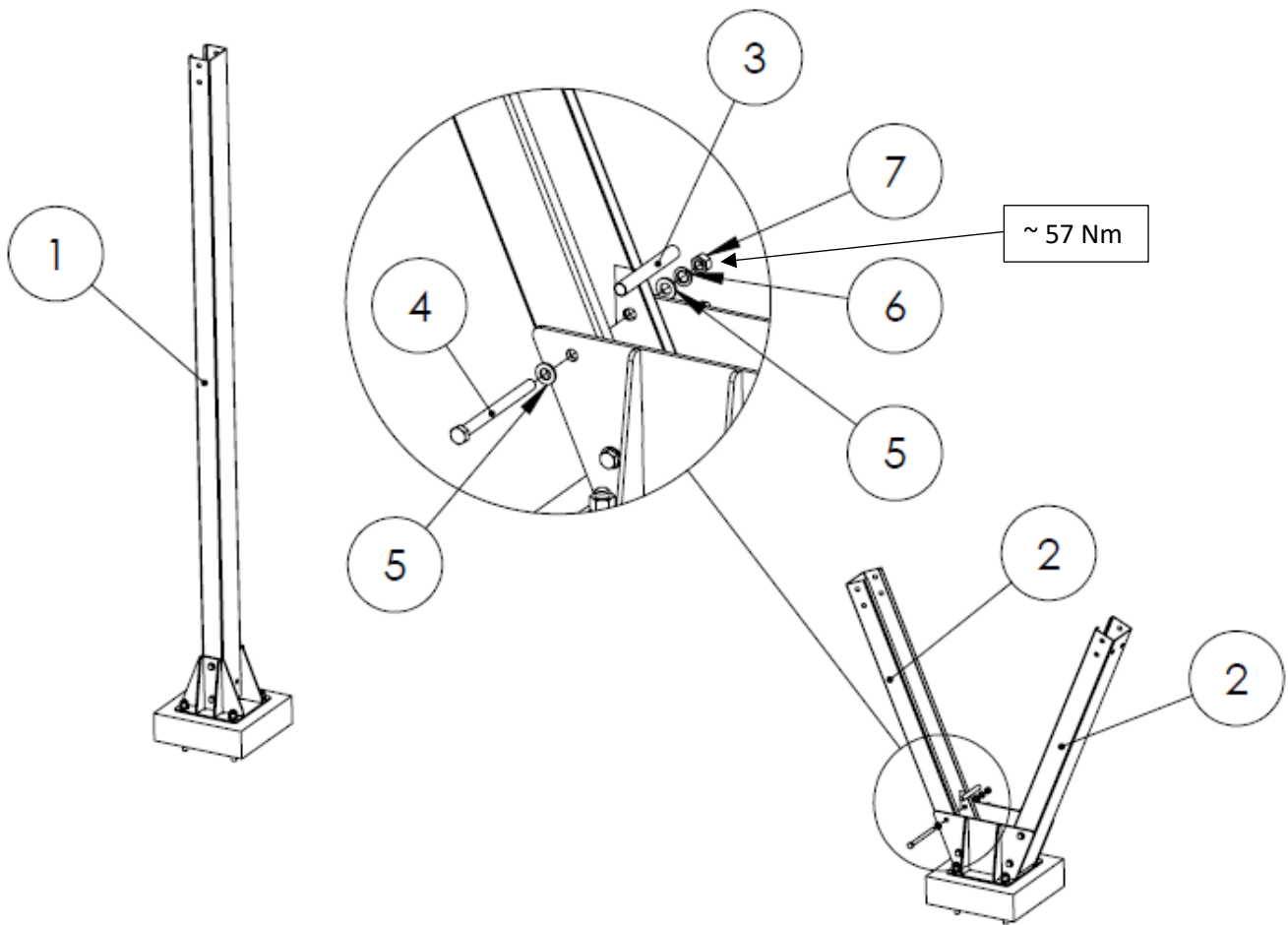
## STEP 4




A 19 mm

1	CAR_IV_S02	
2	CAR_IV_S03	
3	CAR_IV_T01	
4	M12x150 DIN 931	
5	M12 DIN 125	
6	M12 DIN 127	
7	M12 DIN 934	

Instruction number
VICA-1x2_V1
Release date
12.03.2025

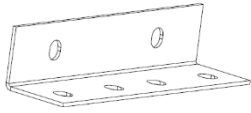
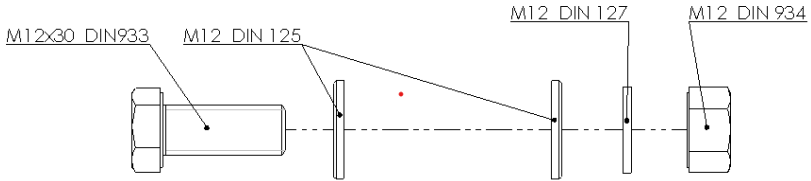


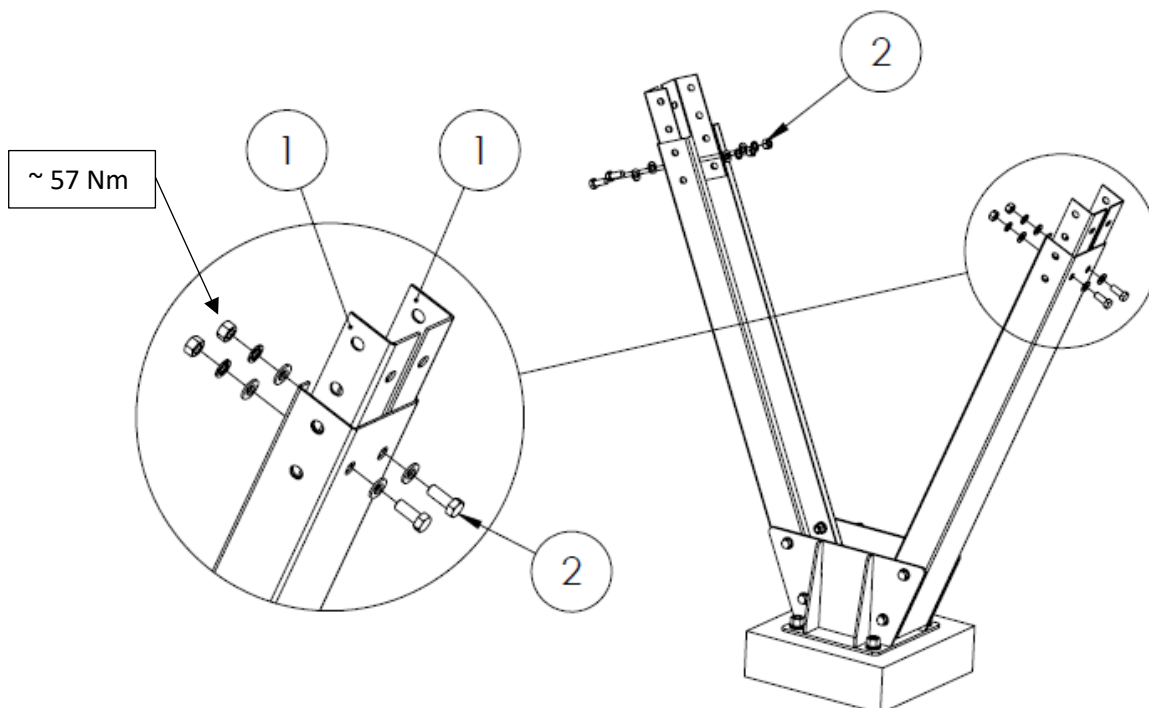
	<b>VICA</b> 1x2 car 15 PANELS	<b>MANUAL</b>	<b>WIND 28 m/s</b> <b>SNOW 1,6 kN/m<sup>2</sup></b>	Instruction number
				VICA-1x2_V1
				Release date
				12.03.2025


## STEP 5



A 19 mm

<b>1</b>	<b>CAR_IV_L01</b>	
<b>2</b>	<b>SET 1</b>	




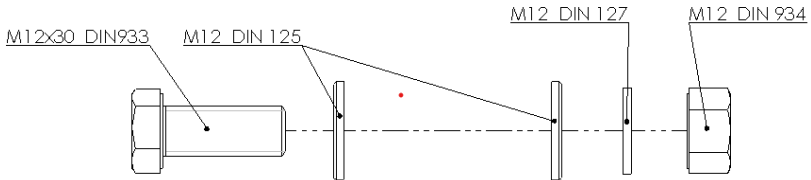


	<b>VICA</b> 1x2 car 15 PANELS	<b>MANUAL</b>	<b>WIND 28 m/s</b> <b>SNOW 1,6 kN/m<sup>2</sup></b>	Instruction number
				VICA-1x2_V1
				Release date
				12.03.2025

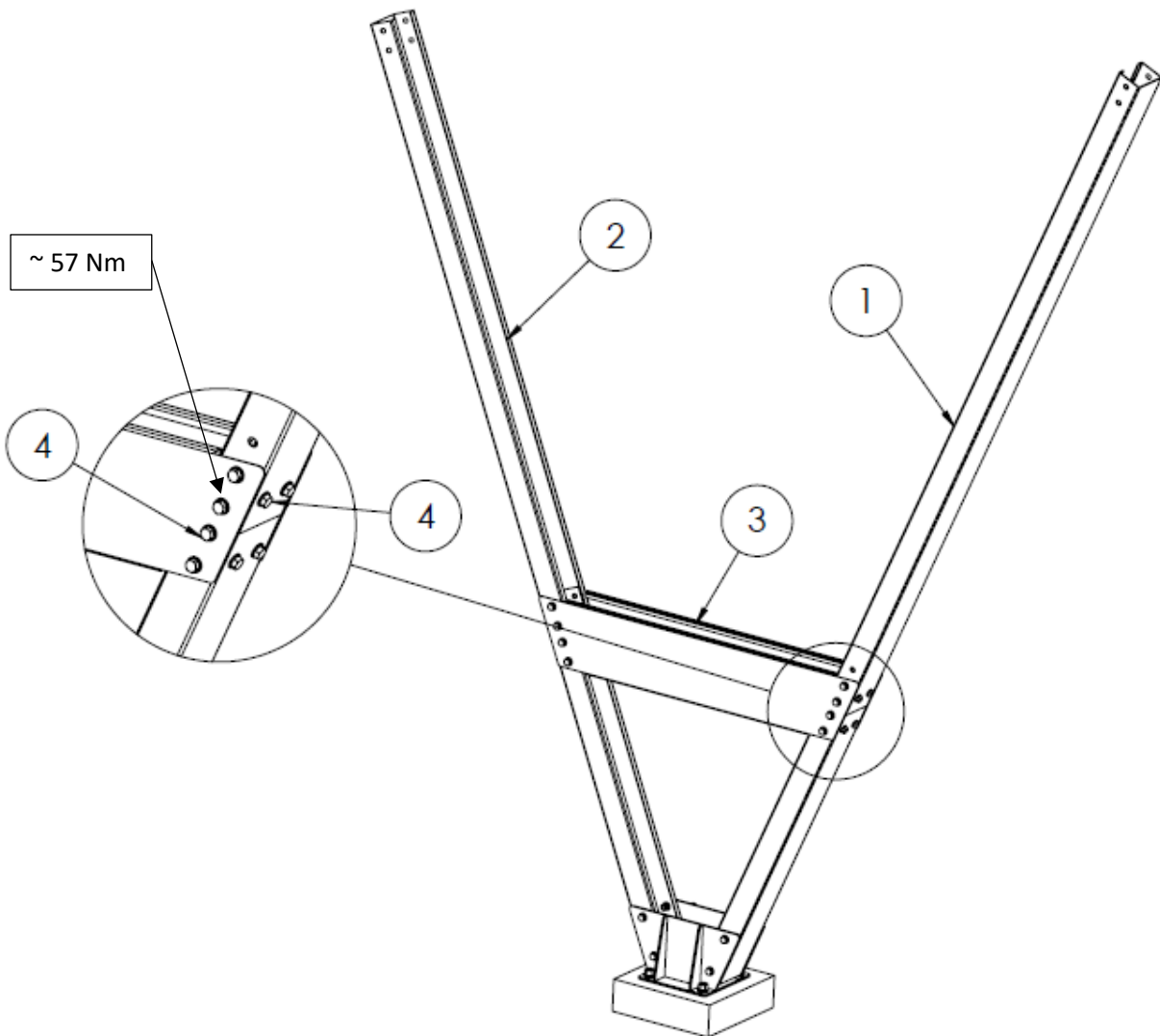
## STEP 6




A 19 mm

<b>1</b>	<b>CAR_IV_S02</b>	
<b>2</b>	<b>CAR_IV_S01</b>	
<b>3</b>	<b>CAR_IV_L02</b>	
<b>4</b>	<b>SET 1</b>	

Instruction number
VICA-1x2_V1
Release date
12.03.2025

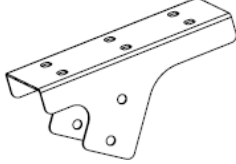
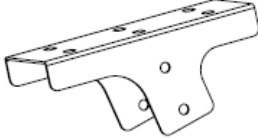
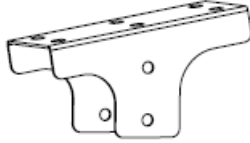
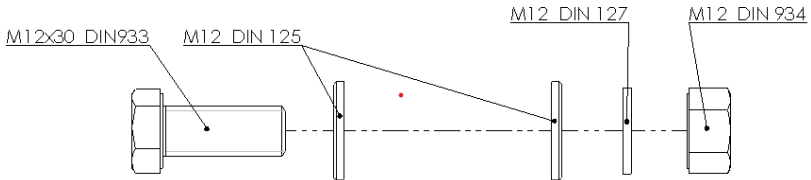


	<b>VICA</b> 1x2 car 15 PANELS	<b>MANUAL</b>	<b>WIND 28 m/s</b> <b>SNOW 1,6 kN/m2</b>	Instruction number
				VICA-1x2_V1
				Release date
				12.03.2025

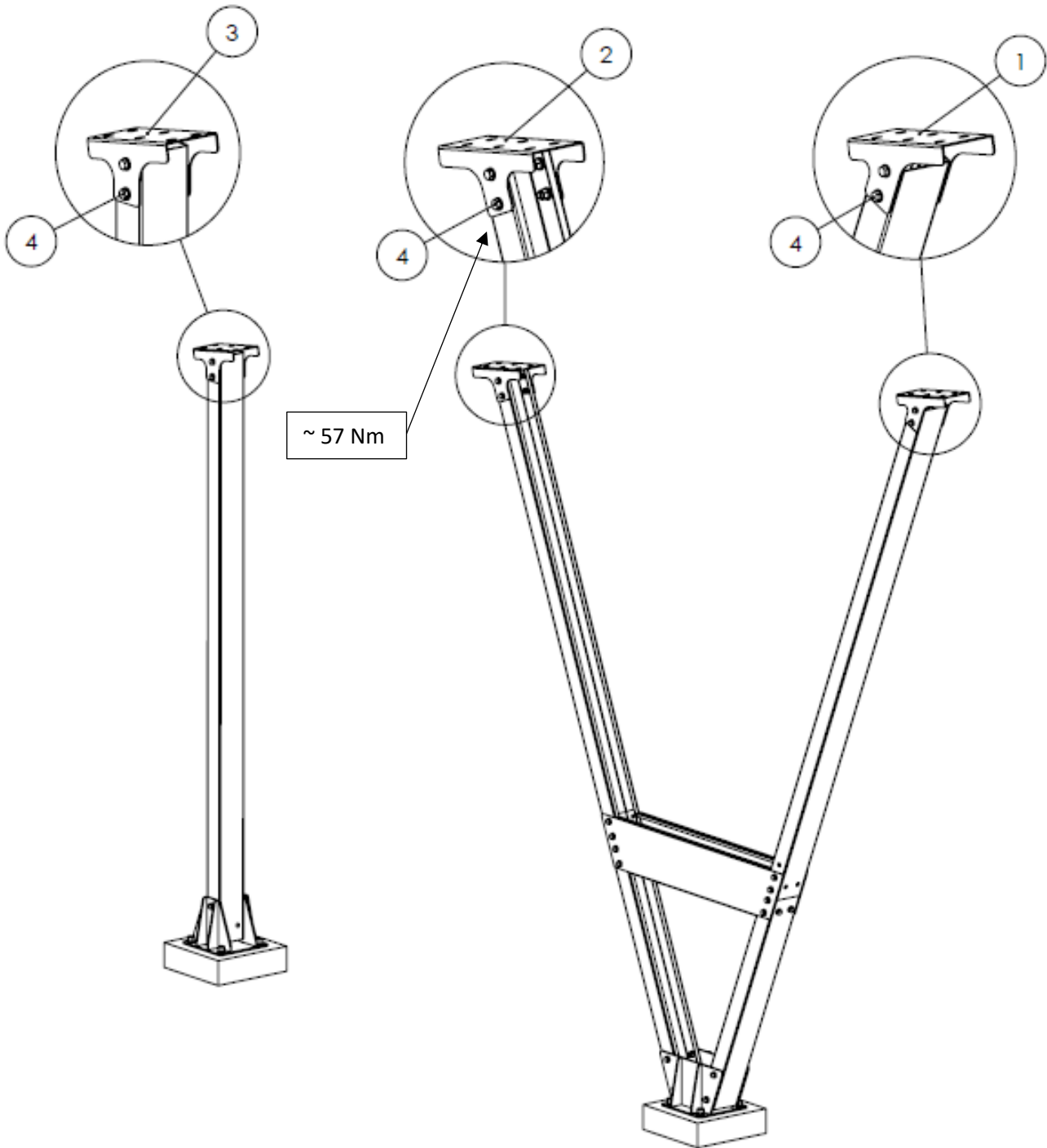
## STEP 7




A 19 mm

1	CAR_IV_W01	
2	CAR_IV_W02	
3	CAR_IV_W03	
4	SET 1	

Instruction number
VICA-1x2_V1
Release date
12.03.2025


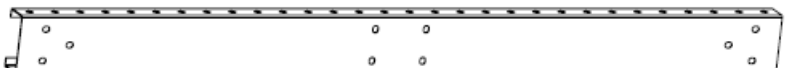
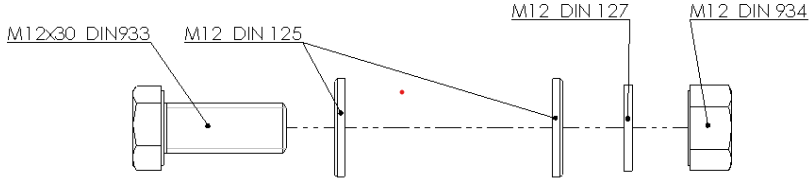
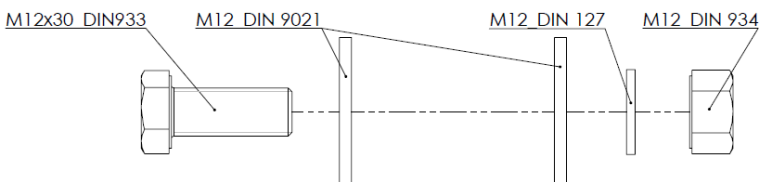


	<b>VICA</b> 1x2 car 15 PANELS	<b>MANUAL</b>	<b>WIND 28 m/s</b> <b>SNOW 1,6 kN/m<sup>2</sup></b>	Instruction number
				VICA-1x2_V1
				Release date
				12.03.2025

## STEP 8

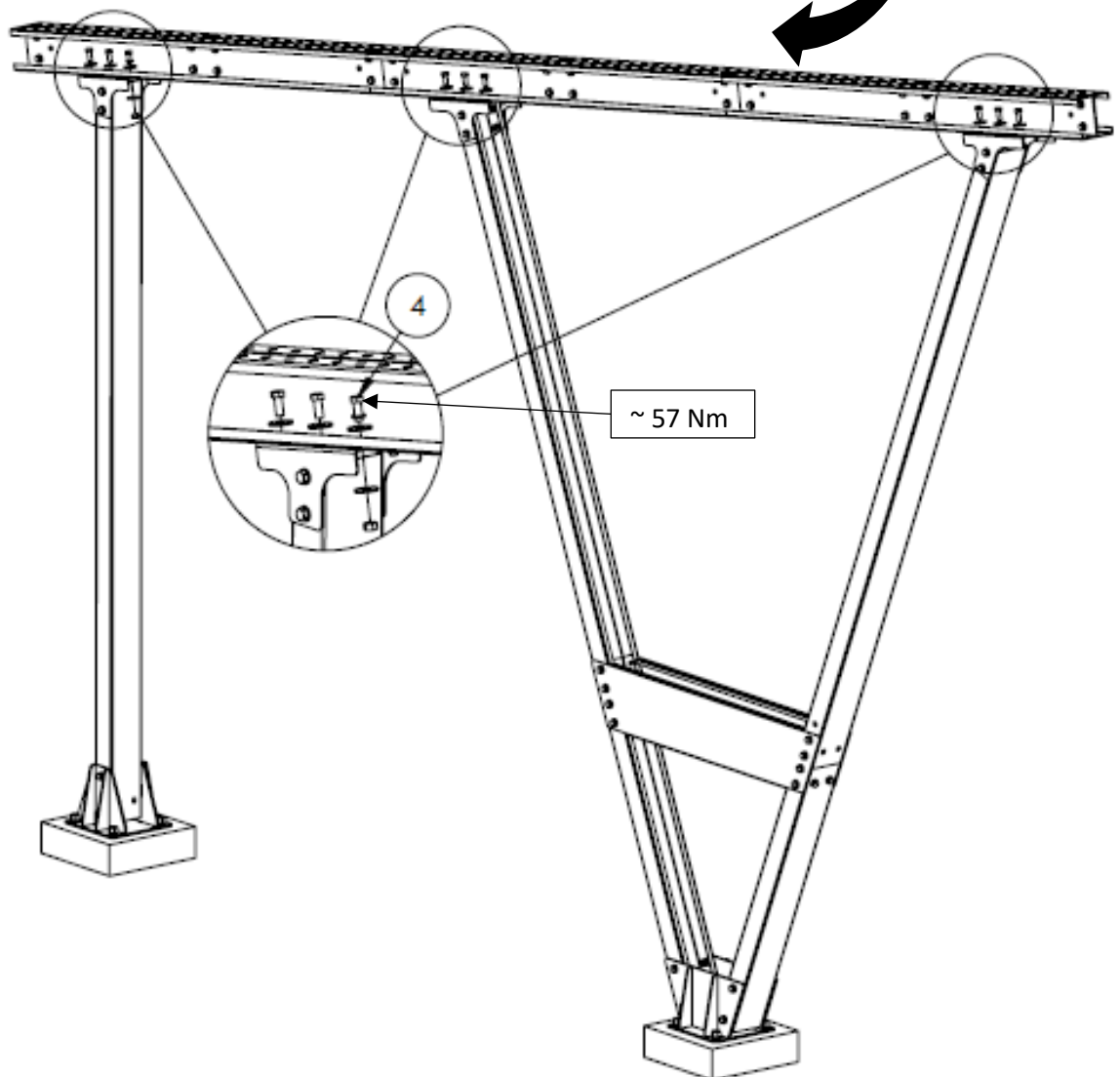
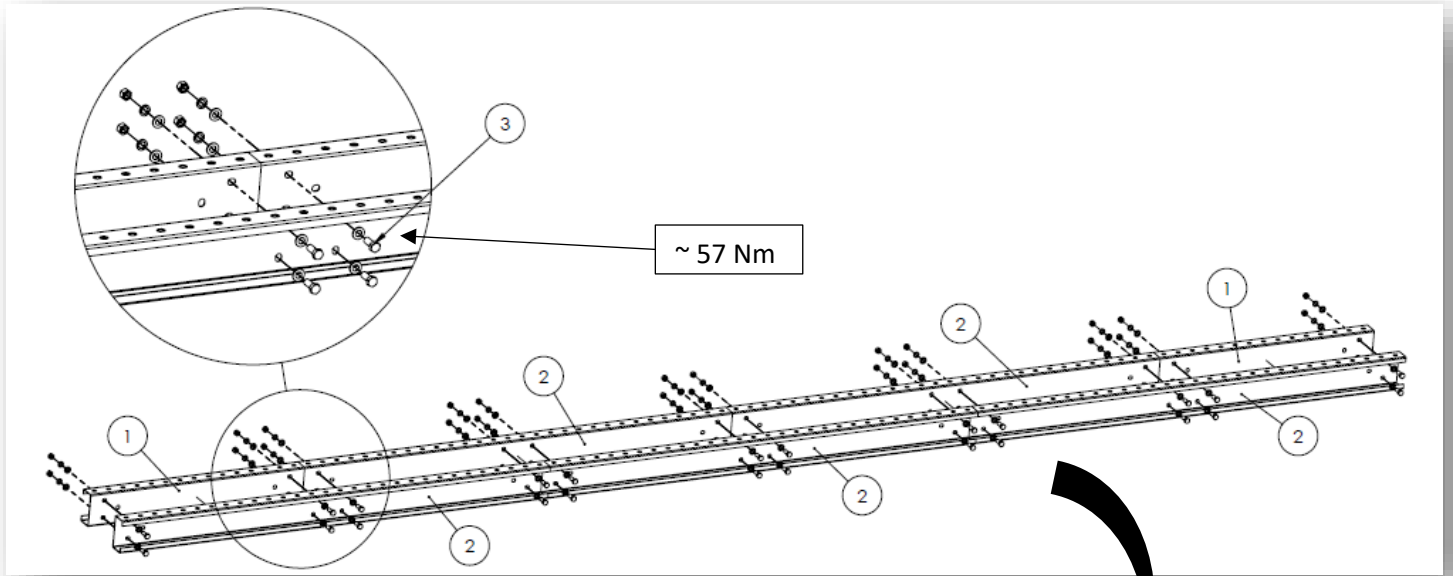


A 19 mm

<b>1</b>	<b>CAR_IV_R02</b>	
<b>2</b>	<b>CAR_IV_R01</b>	
<b>3</b>	<b>SET 1</b>	 <p>M12x30 DIN933    M12 DIN 125    M12 DIN 127    M12 DIN 934</p>
<b>4</b>	<b>SET 2</b>	 <p>M12x30 DIN933    M12 DIN 9021    M12 DIN 127    M12 DIN 934</p>



Instruction number
VICA-1x2_V1
Release date
12.03.2025

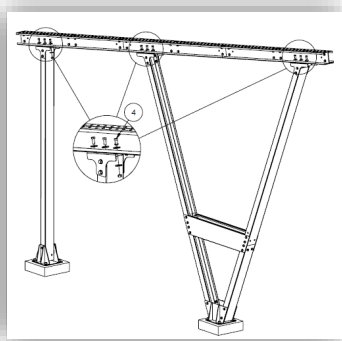


Instruction number
VICA-1x2_V1
Release date
12.03.2025

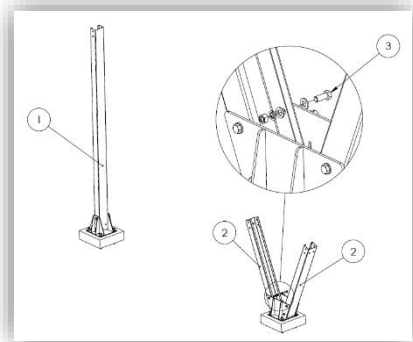
**STEP 9**



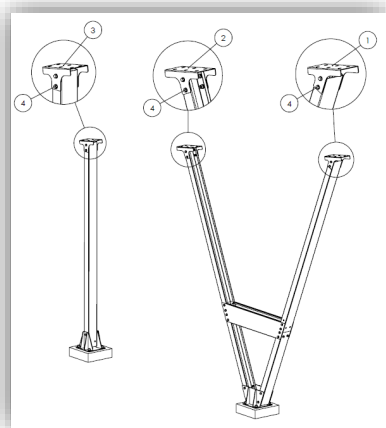
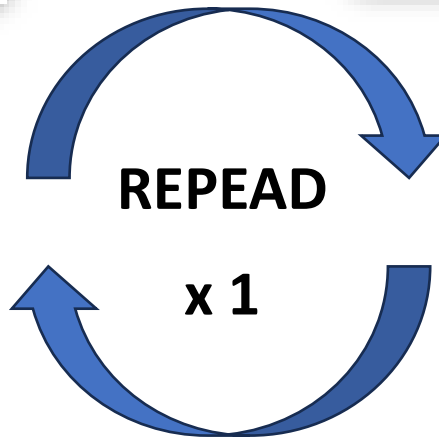
**A 19 mm**



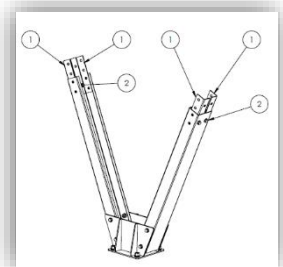
**STEP 8**



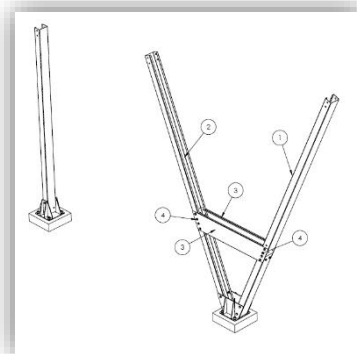
**STEP 4**




**STEP 7**

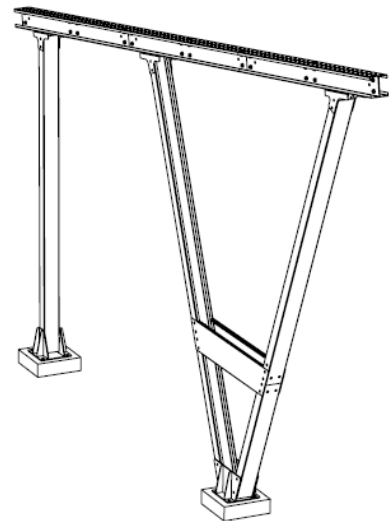
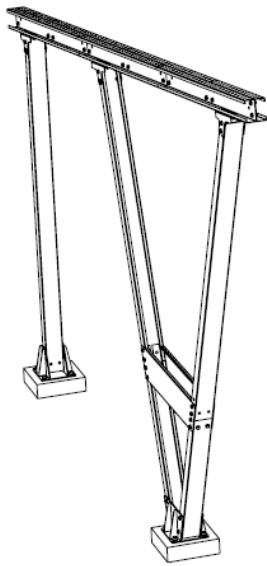



**STEP 5**



**STEP 6**

	<b>VICA</b> 1x2 car 15 PANELS	<b>MANUAL</b>	<b>WIND 28 m/s</b> <b>SNOW 1,6 kN/m<sup>2</sup></b>	Instruction number
				VICA-1x2_V1
				Release date
				12.03.2025

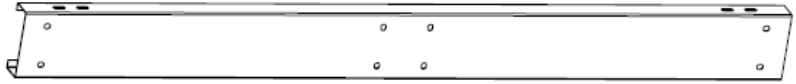

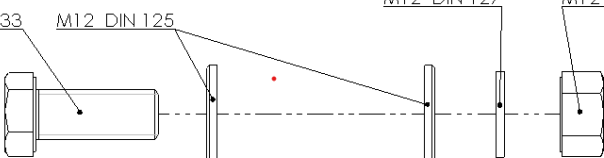
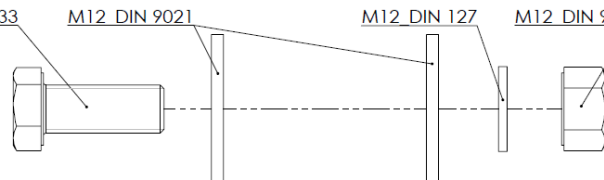


	<b>VICA</b> 1x2 car 15 PANELS	<b>MANUAL</b>	<b>WIND 28 m/s</b> <b>SNOW 1,6 kN/m<sup>2</sup></b>	Instruction number
				VICA-1x2_V1
				Release date
				12.03.2025

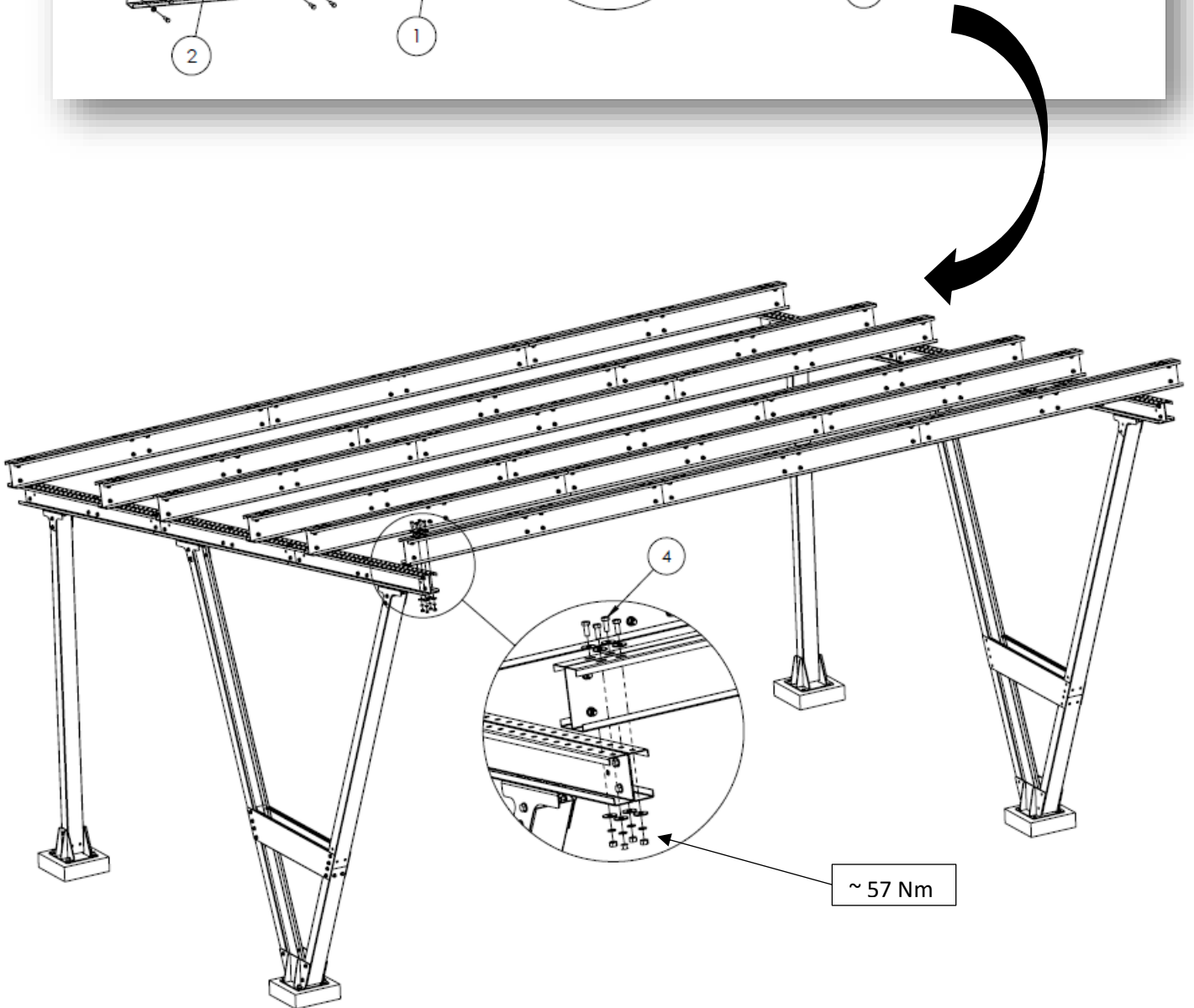
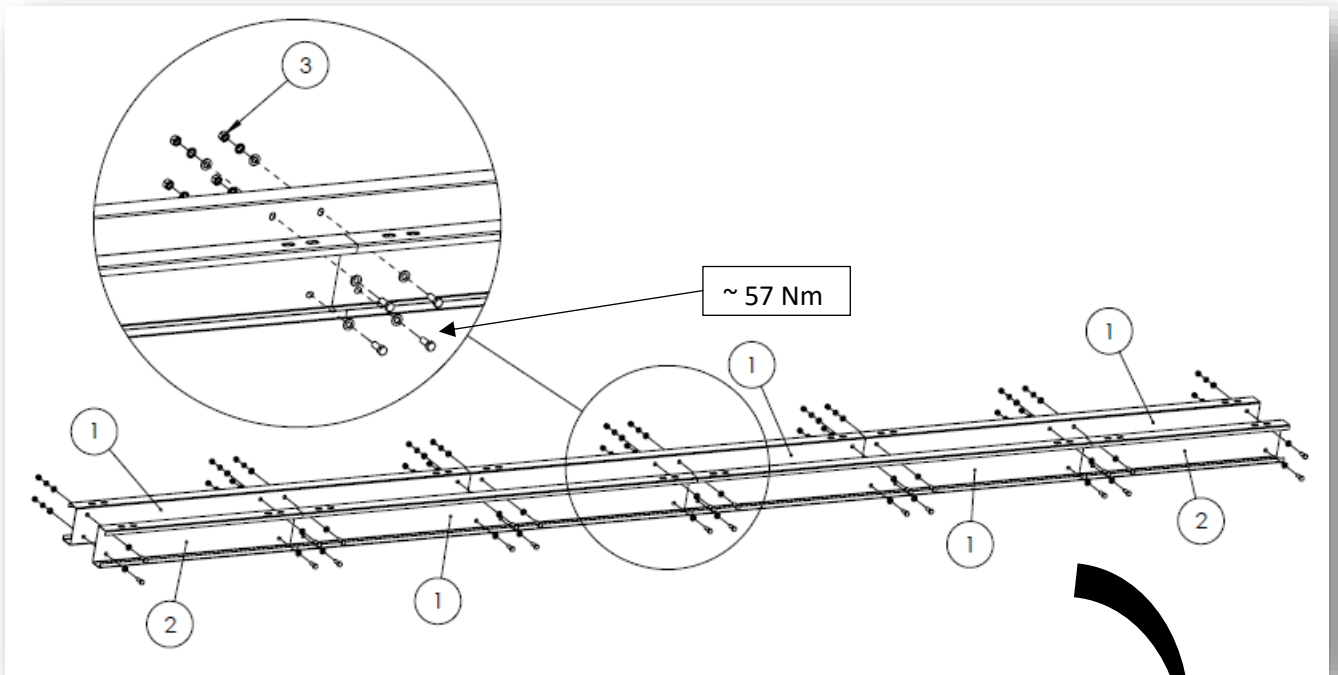
## STEP 10



A 19 mm

<b>1</b>	<b>CAR_IV_P01</b>	
<b>2</b>	<b>CAR_IV_P02</b>	
<b>3</b>	<b>SET 1</b>	 <p>M12x30 DIN933    M12 DIN 125    M12 DIN 127    M12 DIN 934</p>
<b>4</b>	<b>SET 2</b>	 <p>M12x30 DIN933    M12 DIN 9021    M12 DIN 127    M12 DIN 934</p>

Instruction number
VICA-1x2_V1
Release date
12.03.2025



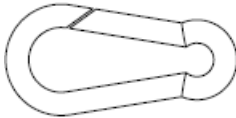
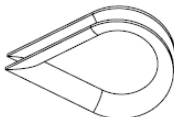


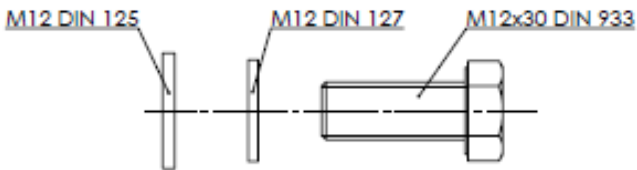


	<b>VICA</b> 1x2 car 15 PANELS	<b>MANUAL</b>	<b>WIND 28 m/s</b> <b>SNOW 1,6 kN/m<sup>2</sup></b>	Instruction number
				VICA-1x2_V1
				Release date
				12.03.2025

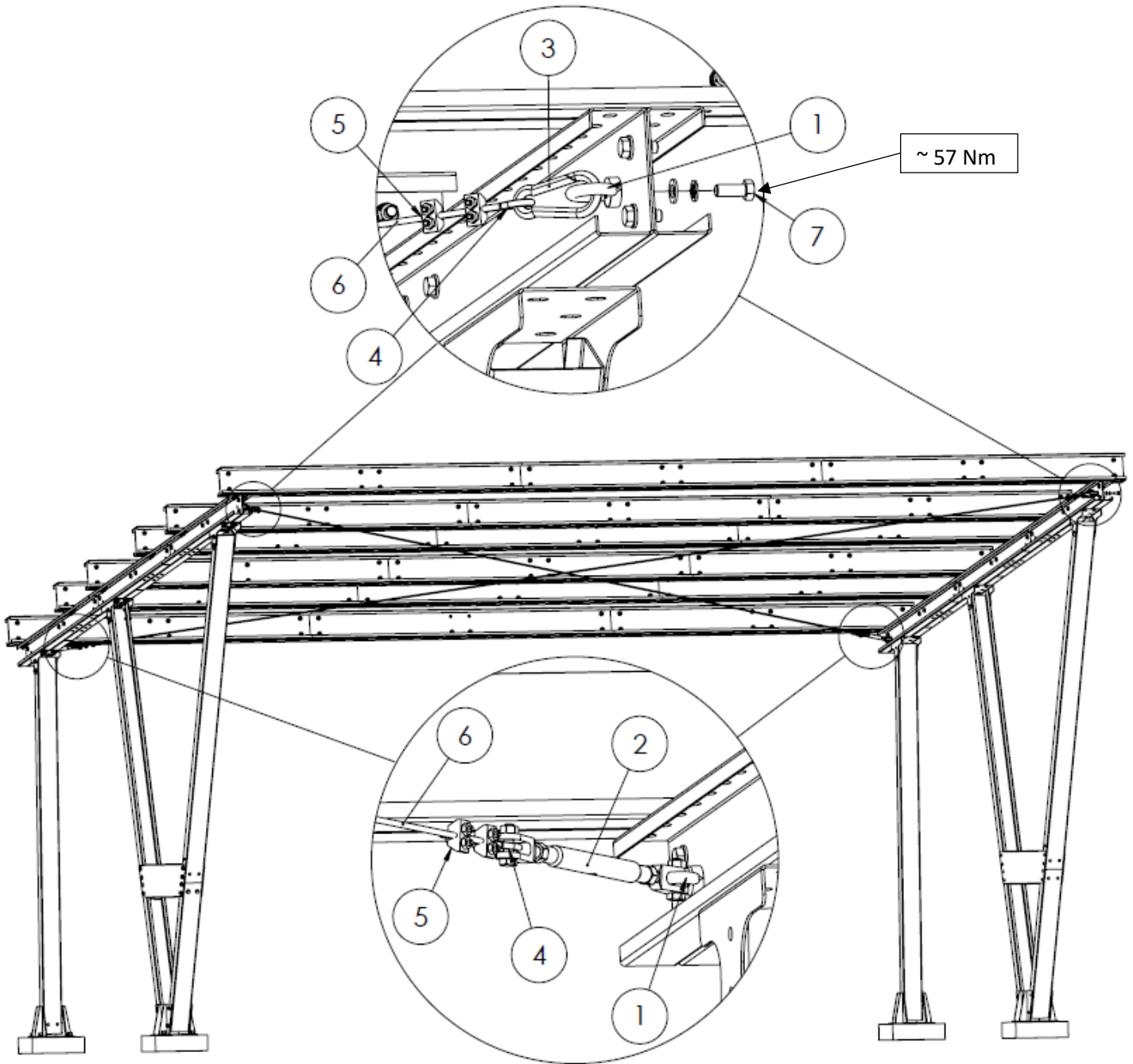
## STEP 11



A 19 mm

1	M12 DIN 582	
2	Tension screw	
3	Carabiner 10x100	
4	DIN 6899B 6 mm	
5	U-BOLT CLAMP	
6	STEEL CABLE Fi 6	L=7,5 m 
7	SET 3	

Instruction number
VICA-1x2_V1
Release date
12.03.2025

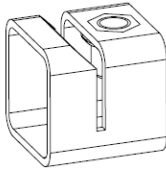
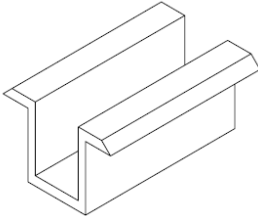
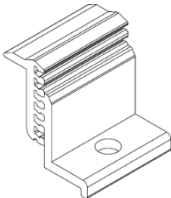




Instruction number
VICA-1x2_V1
Release date
12.03.2025

## STEP 12

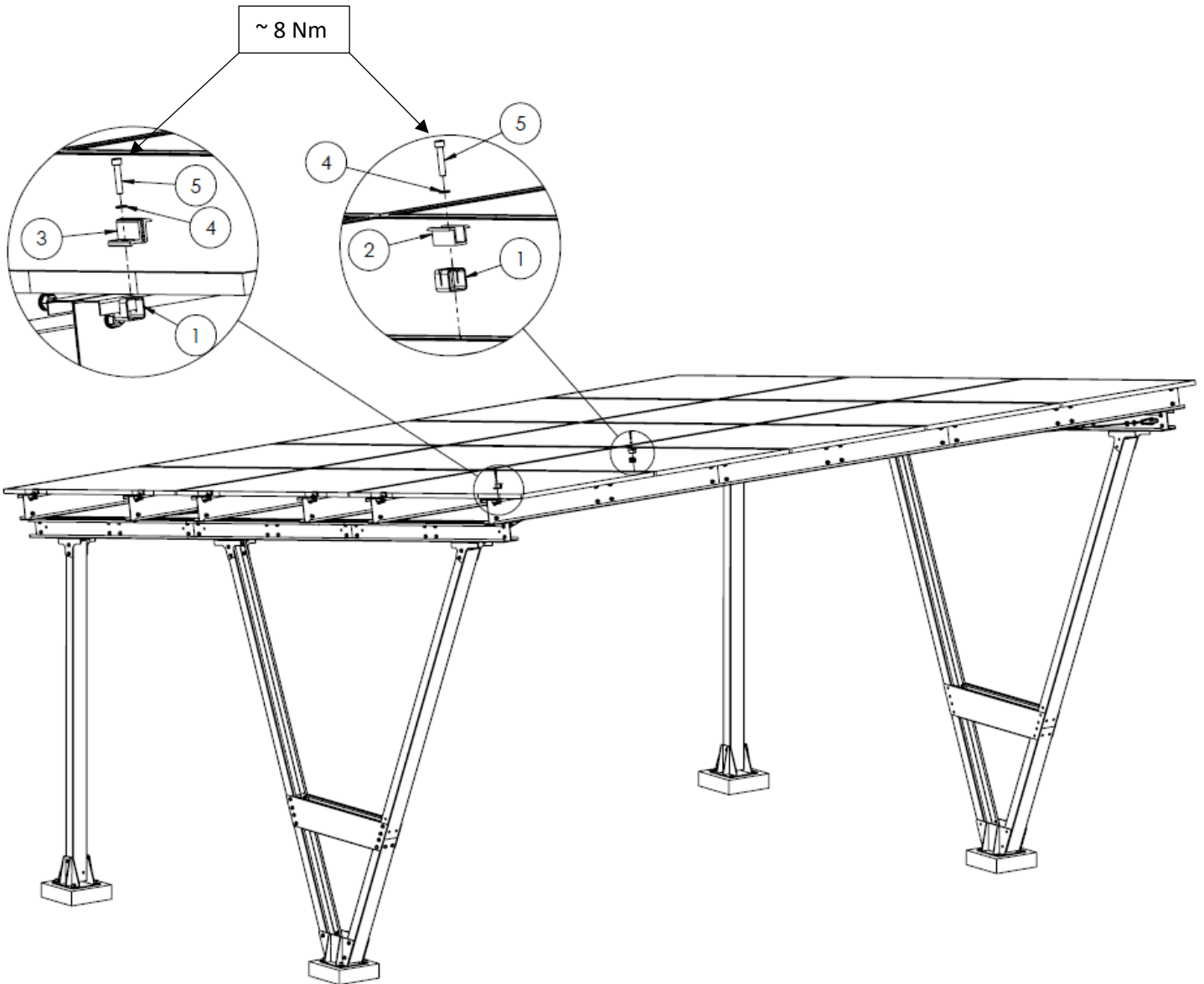



(HEX): 6 mm

<b>1</b>	<b>ZU1</b>	
<b>2</b>	<b>CLAMP</b>	
<b>3</b>	<b>END CLAMP</b>	
<b>4</b>	<b>M8 DIN 127</b>	
<b>5</b>	<b>M8x40 DIN 912</b>	




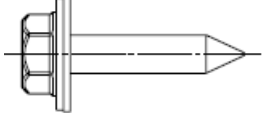
Instruction number
VICA-1x2_V1
Release date
12.03.2025

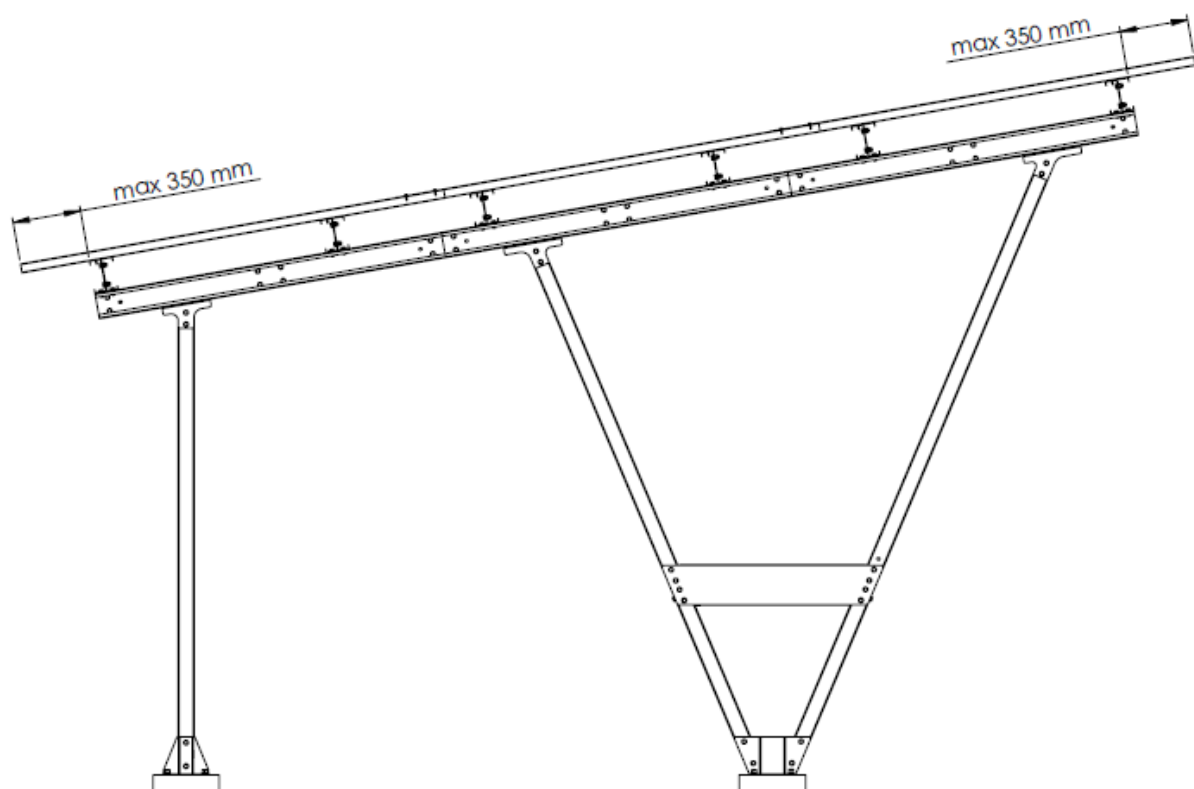


	<b>VICA</b> 1x2 car 15 PANELS	<b>MANUAL</b>	<b>WIND 28 m/s</b> <b>SNOW 1,6 kN/m<sup>2</sup></b>	Instruction number
				VICA-1x2_V1
				Release date
				12.03.2025

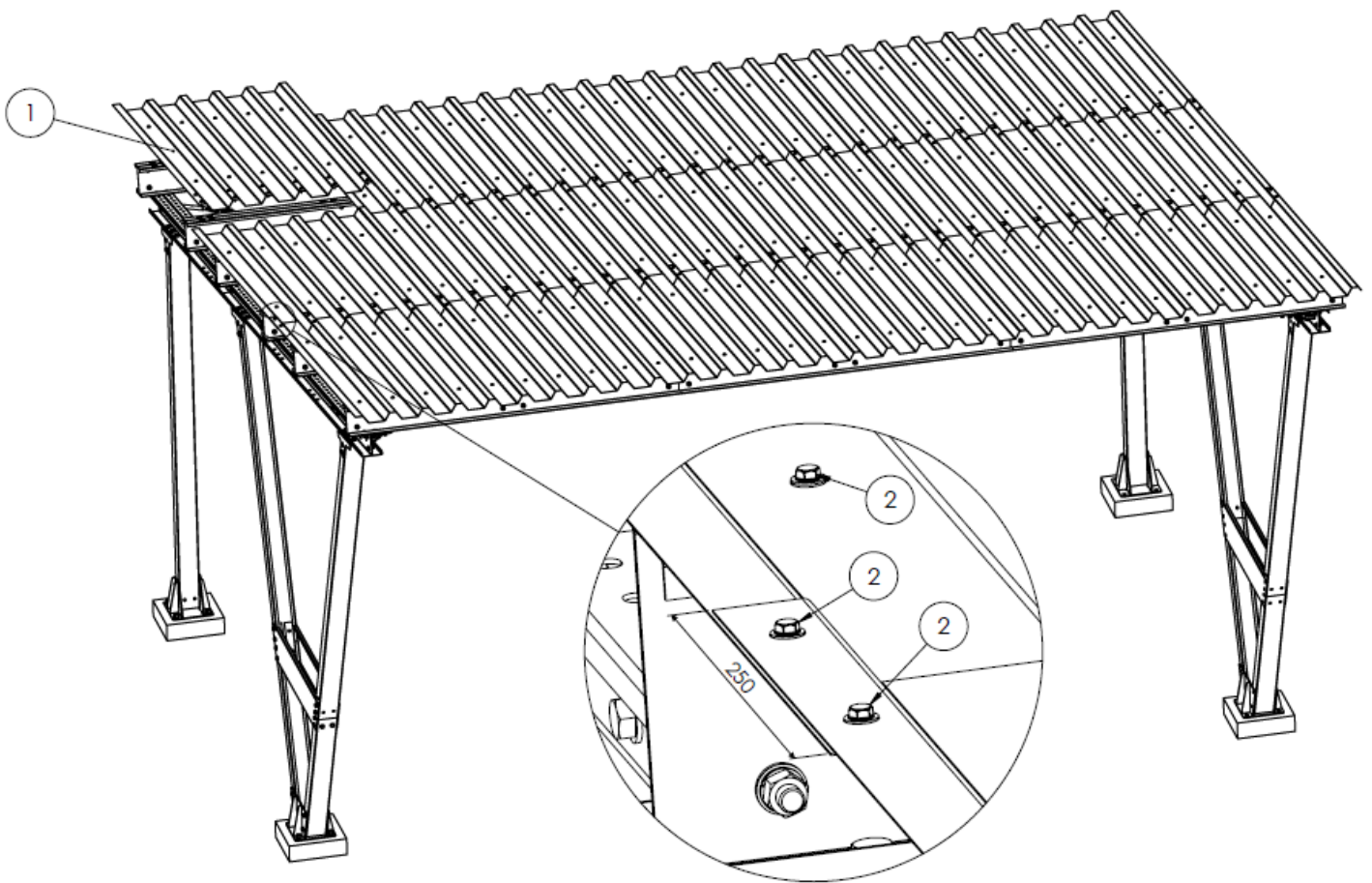
## STEP 12\* (OPTIONAL)






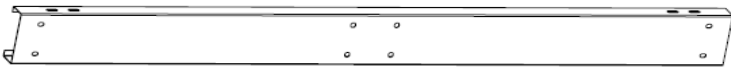

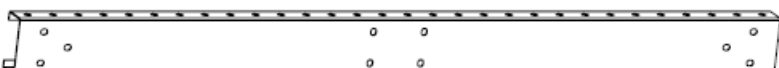



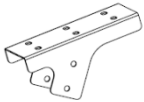
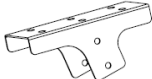
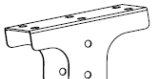



<b>1</b>	<b>T45 1040x2200</b>	
<b>2</b>	<b>JF3-2-5,5x25 E16</b>	




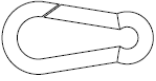
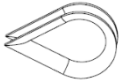










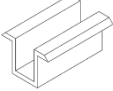

Instruction number
VICA-1x2_V1
Release date
12.03.2025









	<b>VICA</b> 1x2 car 15 PANELS	<b>MANUAL</b>	<b>WIND 28 m/s</b> <b>SNOW 1,6 kN/m<sup>2</sup></b>	Instruction number
				VICA-1x2_V1
				Release date
				12.03.2025

NR.		QUANTITY [pcs]	
		15 pannels	
CAR_IV_S01		2	
CAR_IV_S02		4	
CAR_IV_03		4	
CAR_IV_P01		30	
CAR_IV_P02		12	
CAR_IV_R01		10	
CAR_IV_R02		4	
CAR_IV_L01		8	
CAR_IV_L02		4	
CAR_IV_W01		2	
CAR_IV_W02		2	
CAR_IV_W03		2	
CAR_IV_ST01		2	
CAR_IV_ST02		2	
M12 DIN 582		4	

	<b>VICA</b> 1x2 car 15 PANELS	<b>MANUAL</b>	<b>WIND 28 m/s</b> <b>SNOW 1,6 kN/m<sup>2</sup></b>	Instruction number
				VICA-1x2_V1
				Release date
				12.03.2025


NR.		QUANTITY [pcs]	
		15 pannels	
M12 TENSION SCREW		2	
CARABINER 10x100		2	
DIN 6899B 6 mm		4	
U-BOLT CLAMP		8	
STEEL CABLE Fi 6	L=7,5 m 	2	
M12x150 DIN 931		12	
CAR_IV_T01		12	
M12x30 DIN 933		352	
M12 DIN 9021		168	
M12 DIN 125		580	
M12 DIN 127		376	
M12 DIN 934		372	
ZU1		36	
CLAMP		24	
END CLAMP		12	


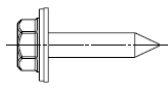
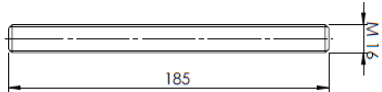




	<b>VICA</b> 1x2 car 15 PANELS	<b>MANUAL</b>	<b>WIND 28 m/s</b> <b>SNOW 1,6 kN/m2</b>	Instruction number
				VICA-1x2_V1
				Release date
				12.03.2025

NR.		QUANTITY [pcs]	
		15 pannels	
M8x40 DIN 912		36	
M8 DIN 127		36	
MANUAL		1	1
CE MARKING		1	1
DECLARATION OF CONFIRMITY		1	1

.....  
Packer's Signature

.....  
Date

	<b>VICA</b> 1x2 car 15 PANELS	<b>MANUAL</b>	<b>WIND 28 m/s</b> <b>SNOW 1,6 kN/m2</b>	Instruction number
				VICA-1x2_V1
				Release date
				12.03.2025

NR.	OPTIONAL	QUANTITY [pcs]
T45 1040x2200		16
JF3-2-5,5x25 E16		304
Threaded rod M16x185 8.8		16
DIN 125 A17		16
DIN 127 M16		16
DIN 934 M16		16
R-KER-II RAWLPLUG		1

**Not included in the standard set**

.....  
Packer's Signature

.....  
Date





# DECLARATION OF PERFORMANCE

No. SYNERGA 01/2021

- 1. Product** Construction Set:  
CARPORT VICA\_1x2 according to the specification dated  
.....
- 2. Intended Use** In accordance with the assembly manual CARPORT VICA\_1x2\_V1
- 3. Place of Production** SYNERGA POLSKA  
Ul. Ustronna 45  
93-350 Łódź, Polska
- 4. Assessment and Verification System  
of Performance Consistency:** System 2+
- 5. Harmonized Standard** EN 1090-1:2009+A1:2011  
**Notified Body** TUV Thuringen Polska sp. z o.o. id: 2827  
**Certificate Number:** 2827-CPR-PW01-1-1769-0311.24.00

## 6. Declared Performance Characteristics:

Essential Characteristics	Performance Properties
Construction Class	EXC2
Dimensional Tolerances	Class 1 according to EN 1090-2
Weldability	S350GD
Crack Resistance	NPD
Fatigue Strength	NPD
Load-Bearing Capacity	According to CARPORT VICA design
Deformation at Serviceability Limit State	According to CARPORT VICA design
Reaction to Fire	A1 (unpainted structure)
Fire Resistance	NPD
Cadmium and its Compounds Content	NPD
Radioactive Substances Content	NPD
Durability	In accordance with the CARPORT VICA design

The performance characteristics of the product specified above are consistent with the declared set of performance properties. This declaration of performance is issued in accordance with Regulation (EU) No 305/2011 under the sole responsibility of the manufacturer specified above.

.....  
On behalf of the manufacturer  
[Name, Surname, Position]

.....  
Date and Place of Issue





**2827**

**SYNERGA POLSKA Sp. z o.o.  
Ul. Dolna 59  
98-160 Sędziejowice 24  
24  
2827-CPR-PW01-1-1769-0311.24.00**

**EN 1090-1:2009+A1:2011**

CARPORT VICA

**Dimensional Tolerance:** Class 1 according to EN1090-2,

**Weldability:** S350GD

**Resistance to Brittle Fracture:** NPD

**Reaction to Fire:** A1 according to EN 13501-1

**Cadmium Emission:** NPD

**Radioactivity:** NPD

**Durability:** In accordance with the CARPORT VICA design and specification issued on

.....

**Structural Characteristics:**

**Structural Characteristics:** NPD

**Load-Bearing Capacity:** Design and calculations according to EN 1993-1 No. CARPORT VICA

**Fire Resistance:** NPD

**Fatigue Strength:** NPD

**Execution:** According to EN 1090-2

**Execution Class:** EXC2